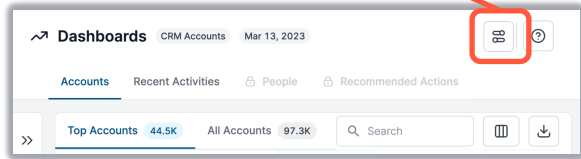


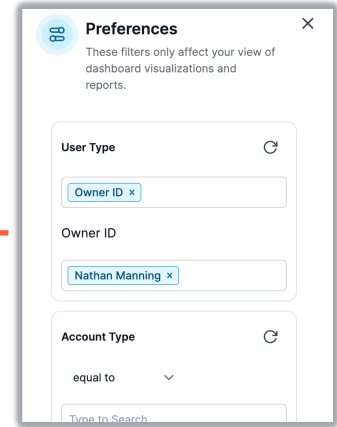
How To See Hot Accounts in Your Territory Using the 6sense Sales Intelligence Sales App

Prior to attending training, use the filter to see your accounts

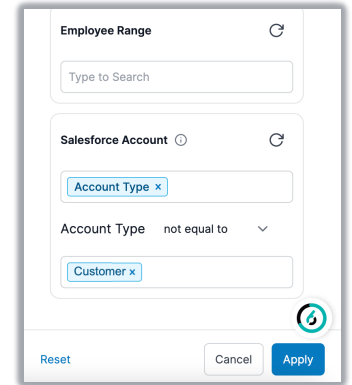
1 Click to expand the Filter



2 Select Owner ID and Enter AE Name(s)



To eliminate customers from your Dashboard view, select the field that identifies Customer vs. Prospect status



Sales and BDR Leaders: enter <your own name> to see unassigned accounts